

# Towards ABAC

Oct 10, 2024

Community Over Code, Denver 2024

# Intro



Apache Directory PMC



Engineering Team

<https://github.com/shawnmckinney>

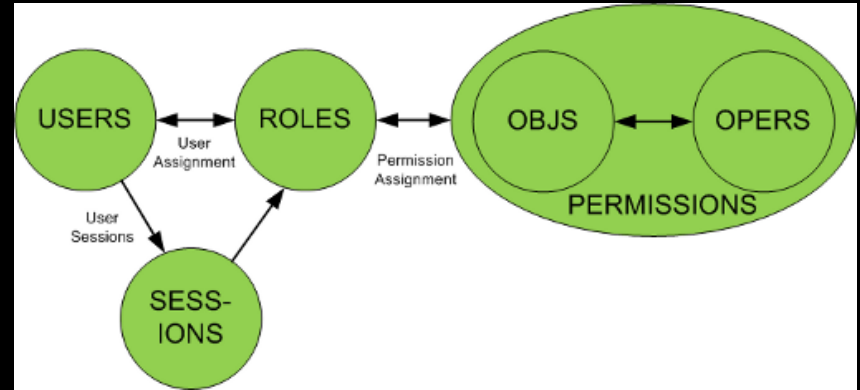


# Agenda

1. Discuss a bit on Access Control
2. Look at Apache Fortress RBAC Demo
3. “ “ ABAC Demo(s)
4. Next Steps

# ANSI INCITS 359

## Role-Based Access Control Standard



Kuhn, Ferraiolo and Sandhu

<https://www.facebook.com/ieeecomputersociety/posts>

# Early Years

- The Role-Based Access Control model was formally introduced in 1992 by David Ferraiolo and Richard Kuhn of National Institute of Standards and Technology.
- Their model, already in use for some time, was meant to address critical shortcomings of the Discretionary Access Control. DAC was not meeting the needs of non-DoD organizations.
- In particular integrity was lacking, defined by them, as the requirement for data and process to be modified only in authorized ways by authorized users.

# Middle Years

- Eight years later, in 2000, they teamed with Ravi Sandhu and produced another influential paper entitled 'The NIST Model for a Role-Based Access Control: Towards a Unified Standard'.
- Later the team released the RBAC formal model. One that laid out in discrete terms how these types of systems were to work. The specifications, written in Z-notation, left no ambiguity whatsoever.
- This model formed the basis for the standard that followed:
  - ANSI INCITS 359

# Current Years

- INCITS 359-2012 RBAC also known as Core.
- INCITS 494-2012 RBAC Policy Enhanced allows attribute modifiers on permissions specifically to provide support for fine-grained authorization.

# ANSI RBAC INCITS 359 Specification

## RBAC0:

- Users, Roles, Perms, Sessions

## RBAC1:

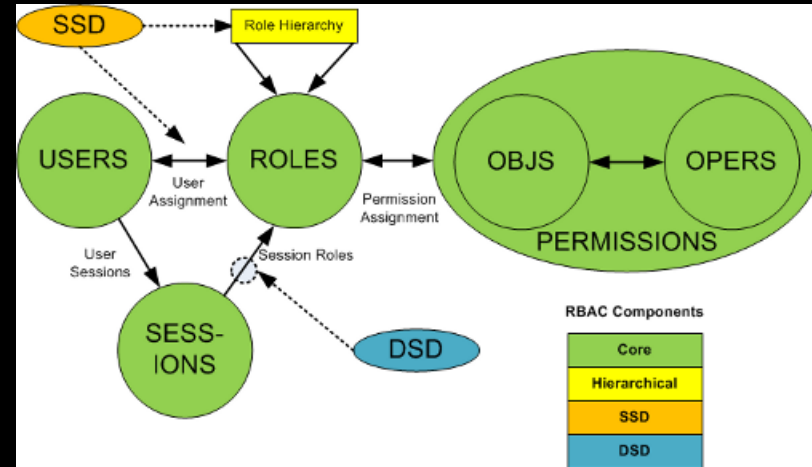
- Hierarchical Roles

## RBAC2:

- Static Separation of Duties

## RBAC3:

- Dynamic Separation of Duties





# RBAC Object Model

Six basic elements:

1. **User** – human or machine entity
2. **Role** – a job function within an organization
3. **Object** – maps to system resources
4. **Operation** – executable image of program
5. **Permission** – approval to perform an Operation on one or more Objects
6. **Session** – contains set of activated roles for User

# RBAC Functional Model

APIs form three standard interfaces:

1. Admin ← Add, Update, Delete

2. Review ← Read, Search

3. System ← Access Control

Management and  
Config processes

Runtime  
processes

# RBAC Functional Model

## System Manager APIs:

<http://directory.apache.org/fortress/gen-docs/latest/apidocs/org/apache/directory/fortress/core/impl/AccessMgrImpl.html>

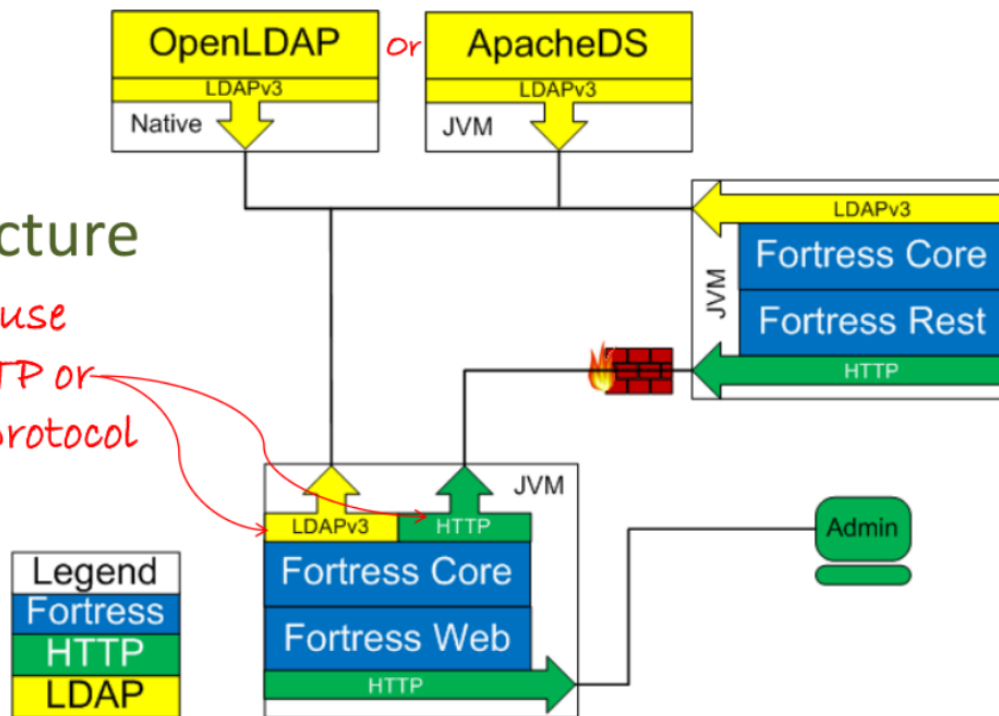
1. `createSession` – authenticate, activate roles
2. `checkAccess` – permission check
3. `sessionPermissions` – all perms active for user
4. `sessionRoles` – return all roles active
5. `addActiveRole` – add new role to session
6. `dropActiveRole` – remove role from session

## Access Management SDK and Web Components

A standards-based access management system, written in Java, supports ANSI INCITS 359 RBAC and more.

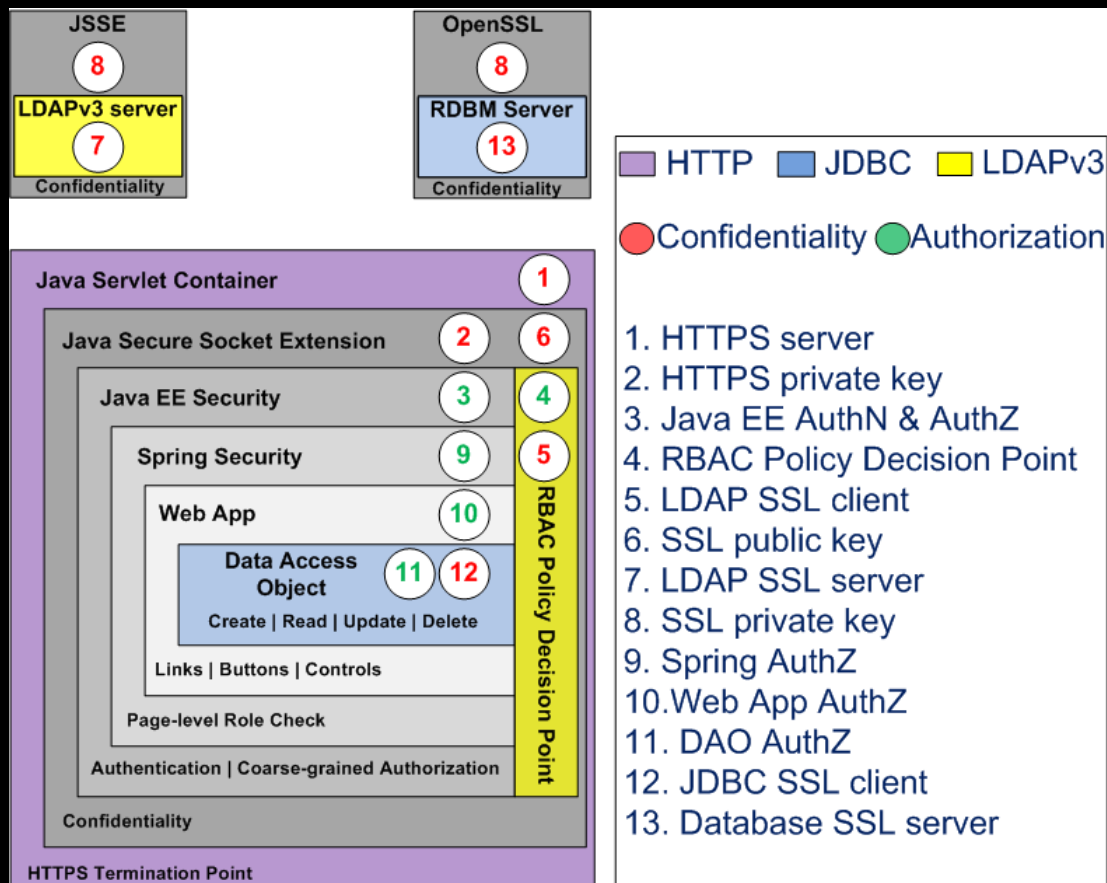
### Web System Architecture

*Option to use either HTTP or LDAPV3 protocol*



# Example 1

## Apache Fortress Demo



<https://github.com/shawnmckinney/apache-fortress-demo>

# Apache Fortress Demo

- Three Pages and Three Customers
- One role for every page to customer combo
- Users may be assigned to one or more roles
- One and only one role may be activated

Pages	Customer 123	Customer 456	Customer 789
Page One	PAGE1_123	PAGE1_456	PAGE1_789
Page Two	PAGE2_123	PAGE2_456	PAGE2_789
Page Three	PAGE3_123	PAGE3_456	PAGE3_789

User123	Customer 123	Customer 456	Customer 789
Page1	True	False	False
Page2	True	False	False
Page3	True	False	False

User1	Customer 123	Customer 456	Customer 789
Page1	True	True	True
Page2	False	False	False
Page3	False	False	False

User1_123	Customer 123	Customer 456	Customer 789
Page1	True	False	False
Page2	False	False	False
Page3	False	False	False

# RBAC Demo



[http://www.wright-brothers.org/Information\\_Desk/Help\\_with\\_Homework/Wright\\_Photos/Wright\\_Photos\\_images/1902\\_Glider\\_Flying.jpg](http://www.wright-brothers.org/Information_Desk/Help_with_Homework/Wright_Photos/Wright_Photos_images/1902_Glider_Flying.jpg)



# Apache Fortress Demo

- <https://github.com/shawnmckinney/apache-fortress-demo>

User Foo	Customer 123	Customer 456	Customer 789
Page1	False	True	True
Page2	True	False	False
Page3	True	False	False

# Number of Roles = sizeof(A) \* sizeof(B)

Roles (A)

Relationships (B)

Role1

Customer 123

Role2

\*

Customer 456

=>

Role3

Customer 789

Roles

1. Role1-123
2. Role1-456
3. Role1-789
4. Role2-123
5. Role2-456
6. Role2-789
7. Role3-123
8. Role3-456
9. Role3-789

# Role Explosion: Acknowledging the Problem

A. A. Elliott and G. S. Knight

Math and Computer Science, Royal Military College, Kingston, Ontario, Canada

<https://pdfs.semanticscholar.org/143e/25f527eedecdf0a4f1b11646144fdfe694d5.pdf>

## Adding Attributes to Role-Based Access Control

D. Richard Kuhn, *National Institute of Standards and Technology*

Edward J. Coyne, *Science Applications International Corp.*

Timothy R. Weil, *Raytheon Polar Services Company*


To support dynamic attributes, particularly in large organizations, a “role explosion” can result in thousands of separate roles being fashioned for different collections of permissions. Recent interest in attribute-based access control (ABAC) suggests that attributes and rules could either replace RBAC or make it more simple and flexible.

IEEE Computer, vol. 43, no. 6 (June, 2010) , pp. 79-81

RBAC has also been criticized for leading to role explosion.<sup>[12]</sup> a problem in large enterprise systems which require access control of finer granularity than what RBAC can provide as roles are inherently assigned to operations and data types.

[wikipedia/Role-based access control](https://en.wikipedia.org/wiki/Role-based_access_control)

# What Now?



# Attribute-Based Access Control (ABAC)

*An access control method where subject requests to perform operations on objects are granted or denied based on assigned attributes of the subject, assigned attributes of the object, environment conditions, and a set of policies that are specified in terms of those attributes and conditions.*

<https://nvlpubs.nist.gov/nistpubs/specialpublications/NIST.SP.800-162.pdf>

# What is ABAC

*Although the concept itself existed for many years, ABAC is considered a "next generation" authorization model because it provides dynamic, context-aware and risk-intelligent access control to resources allowing access control policies that include specific attributes from many different information systems...*

[https://en.wikipedia.org/wiki/Attribute-based\\_access\\_control](https://en.wikipedia.org/wiki/Attribute-based_access_control)

# Examples of ABAC

- Extensible Access Control Markup Language (XACML)
- Next Generation Access Control standard [ANSI499]

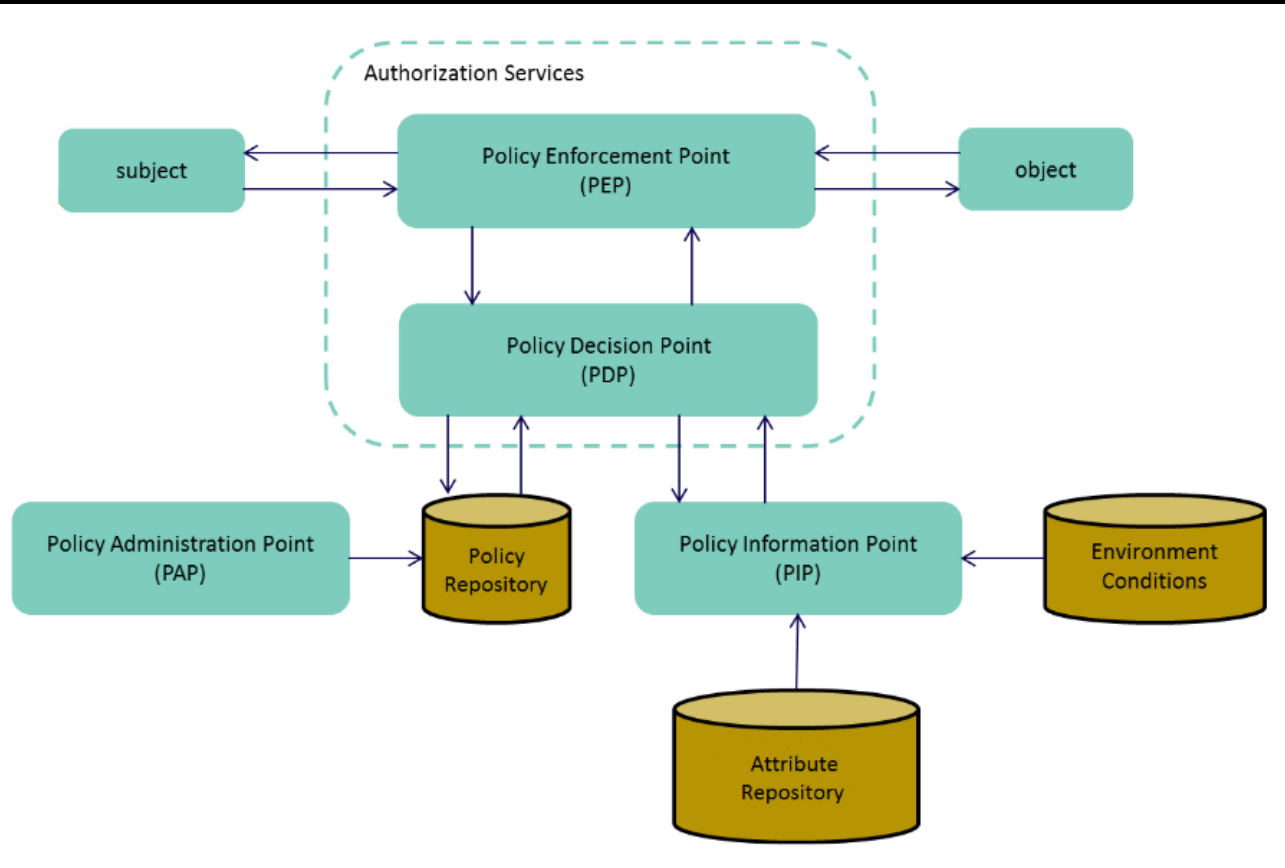
# Examples of ABAC

The AuthZForce project provides an Attribute-Based Access Control (ABAC) framework compliant with the OASIS XACML standard v3.0, that mostly consists of an authorization policy engine and a RESTful authorization server. It was primarily developed to provide advanced access control for Web Services or APIs, but is generic enough to address all kinds of access control use cases.

<https://authzforce.ow2.org>



# ABAC



# Drawbacks of ABAC

- Standards / Poor Traction
- Complexity
- Performance
- Integrity

# Enterprise ABAC

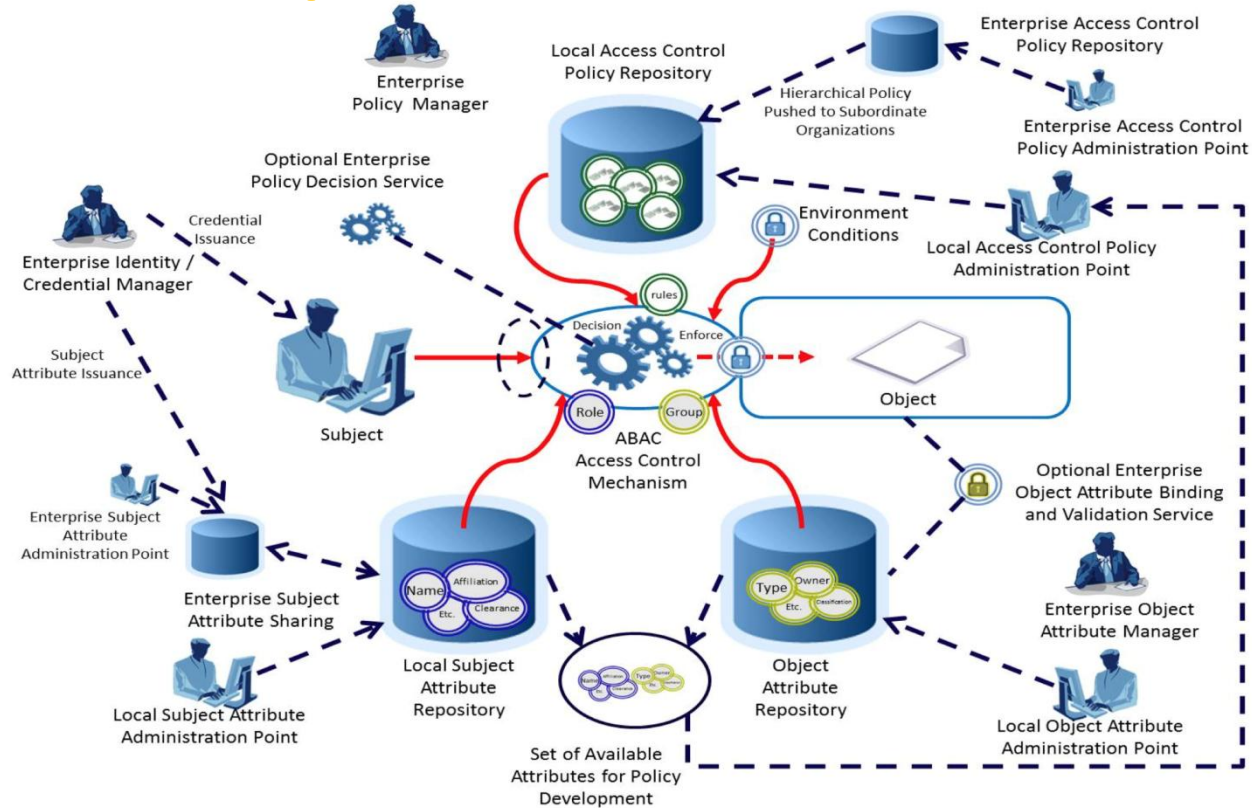


Figure 4: Enterprise ABAC Scenario Example

# Let's Have Another Look

Can RBAC be enhanced  
for some of it?



# Adding Attributes to Role-Based Access Control

D. Richard Kuhn, *National Institute of Standards and Technology*

Edward J. Coyne, *Science Applications International Corp.*

Timothy R. Weil, *Raytheon Polar Services Company*

## Attribute-Based Access Control

This approach might be more flexible than RBAC because it does not require separate roles for relevant sets of subject attributes, and rules can be implemented quickly to accommodate changing needs. The trade-off for this flexibility is the complexity of cases that must be considered: for  $n$  Boolean attributes or  $n$  conditions using attributes, there are  $2^n$  possible combinations.

# INCITS 494

## Policy Enhanced RBAC

# Two Phases of Activation

Attributes checked during two separate phases:

## 1. User-Role Activation

- e.g., user may only activate the cashier role at store 314.

## 2. Role-Permission Activation

- e.g., the action may only be performed on account 456789.

# User-Role Activation

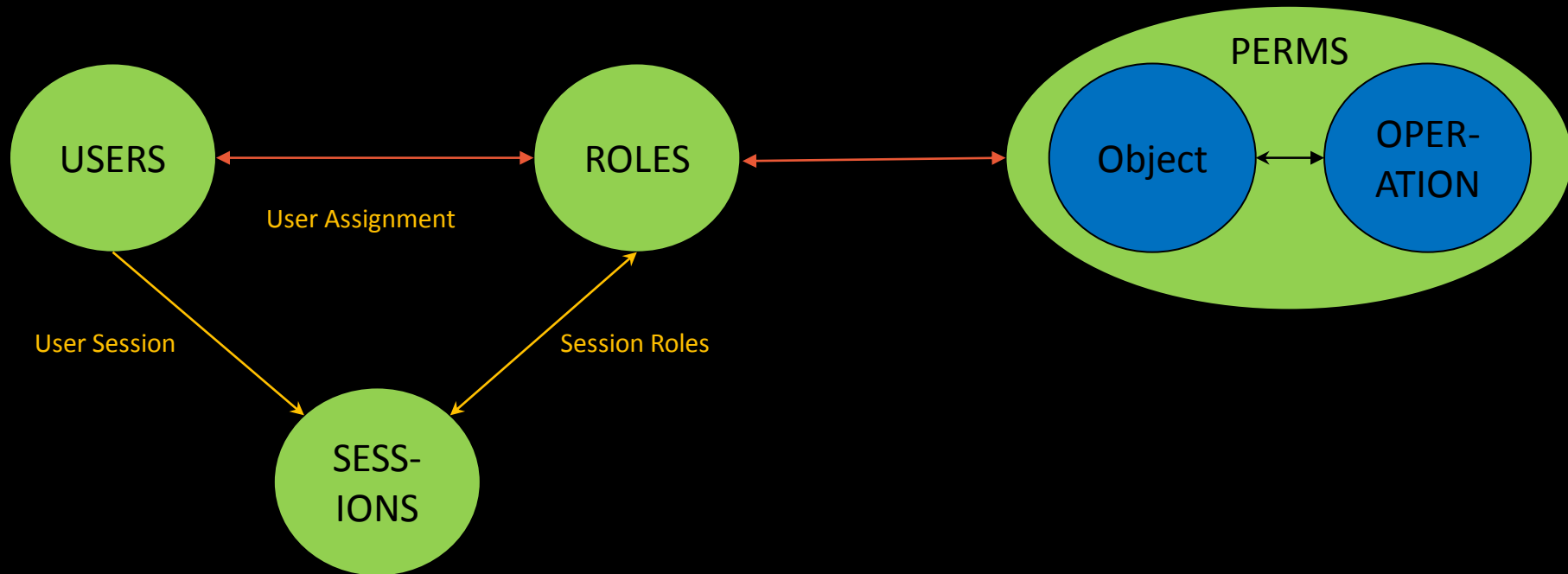
- Apache Fortress Temporal Constraints
- Apache Fortress Dynamic Constraints (New)



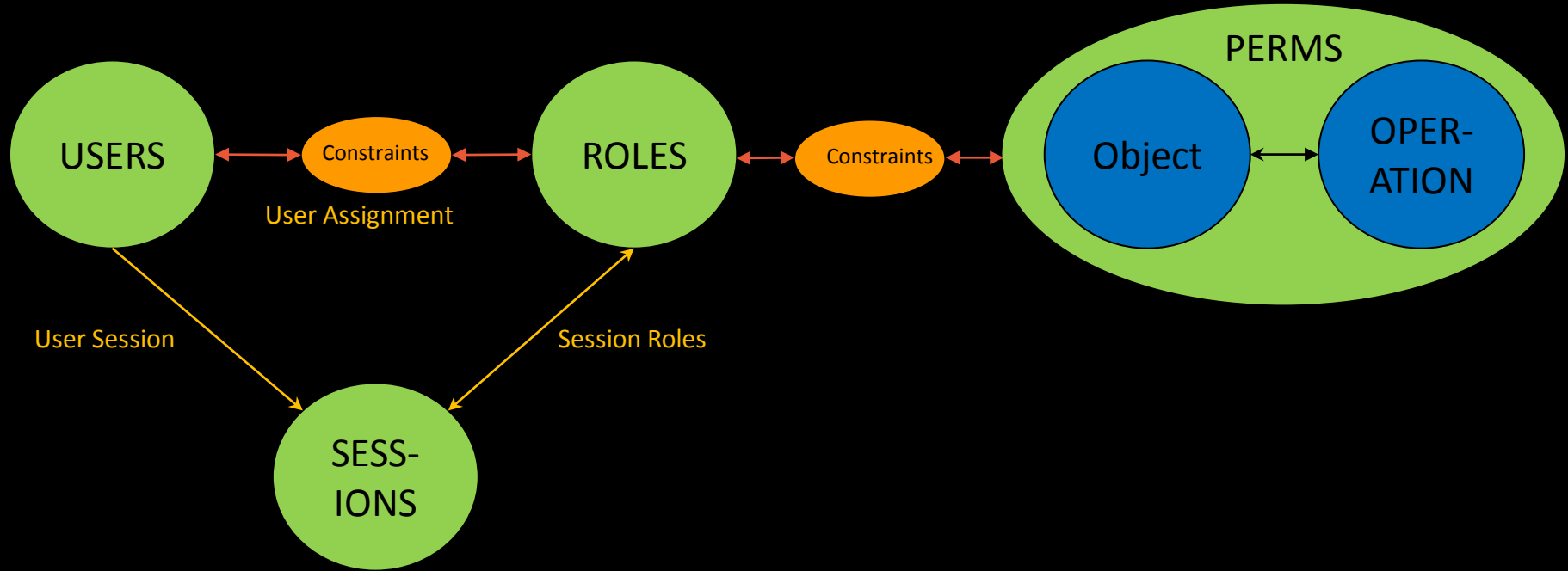
# Use User-Role Constraint

- Store the contextual information on the user entry's role assignments.
- ftRC: teller@type@key@value
  - e.g. ftRC: teller@user@location@north

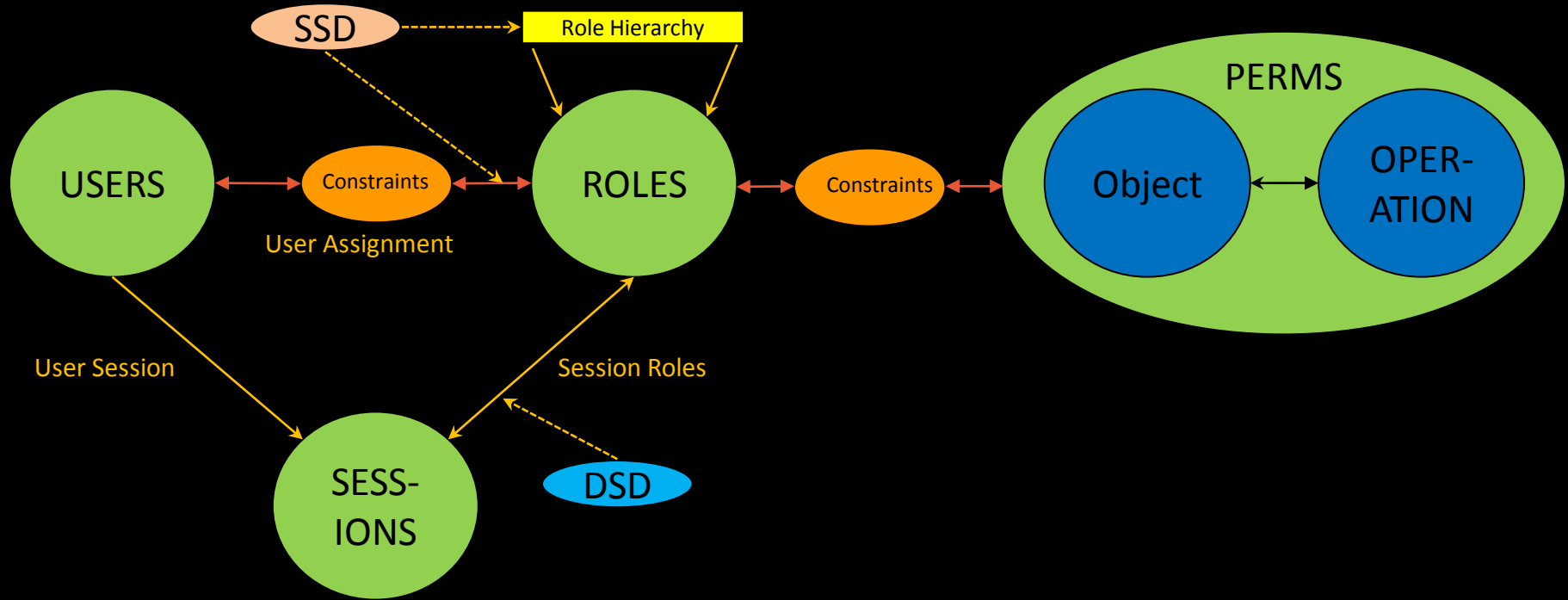
# Core RBAC



# + ABAC Constraints



# All Together Now



# RBAC w/ ABAC

- Opportunity to introduce arbitrary attributes into the Role activation phase.
- The Role is 'special' in that it will only be activated if conditions match.

# Advantages

- Fixed the 'Role explosion' problem.
- We can continue to use our RBAC systems.
- Simpler to implement and maintain.
- No limit to the types of attributes.

e.g.

Roles:

- Teller
- Coin Washer

Constraints:

- Location

# e.g. User-Role-Constraint

- Curly
  - Coin Washer: North
  - Coin Washer: South
  - Teller: East
- Moe
  - Coin Washer: East
  - Coin Washer: South
  - Teller: North
- Larry
  - Coin Washer: North
  - Coin Washer: East
  - Teller: South



# Number of Roles = sizeof(A) \* sizeof(B)

Roles (A)

Teller

Washer

\*

Relationships (B)

North

South

East

West

=>

Roles

1. Teller-North
2. Teller-South
3. Teller-East
4. Teller-West
5. Washer-North
6. Washer-South
7. Washer-East
8. Washer-West

Just stop

# Role Constraints

```
constraint role="Coin Washer"  
  key="location"
```

```
constraint role="Teller"  
  key="location"
```

<https://github.com/shawnmckinney/fortress-abac-demo/blob/master/src/main/resources/fortress-abac-demo-load-policy.xml>

# User-Role Constraints

```
userId="Curly"  
  role="Teller"  
  key="location" value="East"
```

```
userId="Curly"  
  role="Coin Washer"  
  key="location" value="North"
```

```
userId="Curly"  
  role="Coin Washer"  
  key="location" value="South"
```

# Under the Hood



# RBAC w/ ABAC

LDAP - uid=curly,ou=People,dc=example,dc=com - slapd local - Apache Directory Studio

Help

cn=default,ou=Policies,dc=ari   dc=example,dc=com   **uid=curly,ou=People,dc=exam**

DN: uid=curly,ou=People,dc=example,dc=com

Attribute Description	Value
rcSystem	FALSE
ftRC	washers\$type\$USER\$locale\$south\$
ftRC	washers\$type\$USER\$locale\$north\$
ftRC	tellers\$type\$USER\$locale\$east\$

# Code Sample

```
// Nothing new here:
User user = new User("curly");

// This is new:
RoleConstraint constraint = new RoleConstraint( );

// In practice we're not gonna pass hard-coded key-values in here:
constraint.setKey( "location" );
constraint.setValue( "north" );

// This is just boilerplate goop:
List<RoleConstraint> constraints = new ArrayList();
constraints.add( constraint );

try
{
    // Create the RBAC session with ABAC constraint -- location=north, asserted:
    Session session = accessMgr.createSession( user, constraints );
    ...
}
```

# ABAC Demo



# Example 2 Apache Fortress ABAC Demo

<https://github.com/shawnmckinney/fortress-abac-demo>

## Java Servlet Container

### Java EE Security

### Spring Security

### Web App

Links | Buttons | Controls

### Page-level Role Check

Authentication | Coarse-grained Authorization

Policy Decision Point



User456	Customer 123	Customer 456	Customer 789
Page1	False	True	False
Page2	False	True	False
Page3	False	True	False

User2	Customer 123	Customer 456	Customer 789
Page1	False	False	False
Page2	True	True	True
Page3	False	False	False

User2_123	Customer 123	Customer 456	Customer 789
Page1	False	True	False
Page2	False	False	False
Page3	False	False	False

# Next Steps

1. Dynamic Constraints Role-Permission
2. Dynamic Policies

# Apache Fortress User-Role Validators

temporal.validator.0=Date

temporal.validator.1=LockDate

temporal.validator.2=Timeout

temporal.validator.3=ClockTime

temporal.validator.4=Day

temporal.validator.5=**UserRoleConstraint**

*Since v 2.0.1*

# Apache Fortress Role-Perm Validators

*Not implemented yet*

`permission.validator.0=Limit`

`permission.validator.1=Clearance`

`permission.validator.2=Domain`

# Closing Thoughts

- RBAC's Doesn't Meet Standards
- ABAC's Hard
- RBAC + Attributes Works

<https://directory.apache.org/fortress>



# Examples

1. <https://github.com/shawnmckinney/apache-fortress-demo>
2. <https://github.com/shawnmckinney/fortress-abac-demo>
3. <https://gitlab.symas.net/symas-public/ansible-apache-fortress>



# Contact

@shawnmckinney

<http://symas.com>

smckinney@apache.org

<https://iamfortress.net>

<https://directory.apache.org/fortress>